



Quickie 2 Quickship

EIQ2X
Feb 2018

Account: _____ Date: _____ PO#: _____ Buyer: _____ Marked For: _____	Ship To: _____ Name: _____ Address: _____ City, Province, Postal Code: _____ Phone: _____
--	---

QUICKSHIP HEMI HEIGHT FRAME

002WM32	Quickie 2 <small>WMA3QU005 WMK3QU010 WAMC Compliant</small>	\$2,930.00
002RS2	Rear Side Rounded	NC
002CW66	5" x 1.5" Aluminum Soft Roll	NC
002CP2	Standard Caster Housing	NC
002CF46	Multi Position Fork-Short	NC
002AL102	Standard Adjustable Axle Plate (All-in-one)	NC
002AX1	Quick Release	NC
002RW104	22" Mag Wheel 5 Spoke	NC
002RT3	Full Polyurethane Rear Tire	NC
002HR1	Aluminum Anodized Handrim	NC
00217CI	2° Camber	NC
002CC4	2" Center of Gravity Preset	NC
002WL46	High Mount Push	NC
002EH7	Extension Handle (Pair)	\$65.00
002H155	70° Swing In/Out Hanger Hemi	NC
002F3	Alum Angle Adj - Ext Mt	\$157.00
002HL1	Heel Loop	NC
002E2	Extension Tubes Medium	NC
002BT10	Standard Back Type	NC
002BP3	Push Handle 8°	NC
002B9	Back Height Tall (16"-19")	NC
002BU14	Omit Back Upholstery	NC
002AA65	Flip Back Height Adj (Lite)	\$341.00
002AM24	Full Length Armrest Pad (14")	NC
002AT1	Rear Anti-Tip	\$108.00
002A141	Belt 1.5" Auto Buckle w/ Clamps	NC
002C2	Black Frame Colour	NC

FRAME WIDTH

<input type="checkbox"/> 002W7	16" Frame Width	NC
<input type="checkbox"/> 002W9	18" Frame Width	NC
<input type="checkbox"/> 002W11	20" Frame Width (18" Deep Only)	\$276.00

SEAT DEPTH

<input type="checkbox"/> 002SD9	16" Seat Length	NC
<input type="checkbox"/> 002SD11	18" Seat Length	NC

STROLLER HANDLE EXTENSION KIT

<input type="checkbox"/> C800225-16	16"	\$170.00
<input type="checkbox"/> C800225-18	18"	\$170.00
<input type="checkbox"/> C800225-20	20"	\$170.00

Note: Installation required by vendor.

QUICKSHIP HEMI HEIGHT FRAME

002WM32	Quickie 2 <small>WMA3QU005 WMK3QU010 WAMC Compliant</small>	\$2,930.00
002RS2	Rear Side Rounded	NC
002CW68	6" x 1.5" Aluminum Soft Roll	NC
002CP2	Standard Caster Housing	NC
002CF47	Multi Position Fork-Tall	NC
002AL102	Standard Adjustable Axle Plate (All-in-one)	NC
002AX1	Quick Release	NC
002RW102	24" Mag Wheel 5 Spoke	NC
002RT3	Full Polyurethane Rear Tire	NC
002HR1	Aluminum Anodized Handrim	NC
00217CI	2° Camber	NC
002CC4	2" Center of Gravity Preset	NC
002WL46	High Mount Push	NC
002EH7	Extension Handle (Pair)	\$65.00
002H155	70° Swing In/Out Hanger Hemi	NC
002F3	Alum Angle Adj - Ext Mt	\$157.00
002HL1	Heel Loop	NC
002E2	Extension Tubes Medium	NC
002BT10	Standard Back Type	NC
002BP3	Push Handle 8°	NC
002B9	Back Height Tall (16"-19")	NC
002BU14	Omit Back Upholstery	NC
002AA65	Flip Back Height Adj (Lite)	\$341.00
002AM24	Full Length Armrest Pad (14")	NC
002AT1	Rear Anti-Tip	\$108.00
002A141	Belt 1.5" Auto Buckle w/ Clamps	NC
002C2	Black Frame Colour	NC

FRAME WIDTH

<input type="checkbox"/> 002W7	16" Frame Width	NC
<input type="checkbox"/> 002W9	18" Frame Width	NC
<input type="checkbox"/> 002W11	20" Frame Width (18" Deep Only)	\$276.00

FRAME DEPTH

<input type="checkbox"/> 002SD9	16" Frame Length	NC
<input type="checkbox"/> 002SD11	18" Frame Length	NC

STROLLER HANDLE EXTENSION KIT


<input type="checkbox"/> C800225-16	16"	\$170.00
<input type="checkbox"/> C800225-18	18"	\$170.00
<input type="checkbox"/> C800225-20	20"	\$170.00

Note: Installation required by vendor.




JAY® Bundling Quickship

HEADREST


14" Plush Pad	
	P1400L <input type="checkbox"/> \$232

OR

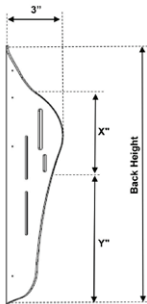
Adjust-A-Plush Standard	
	P8088L <input type="checkbox"/> \$376

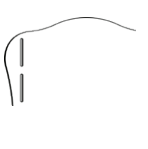
Lin X Core Mount & Hardware	
	LX7000Q <input type="checkbox"/> \$153 *No tools required

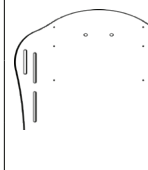
AND

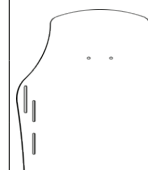
Detachable Mounting Bracket	
	M2300 <input type="checkbox"/> \$135

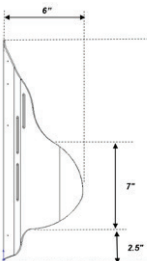
BACK

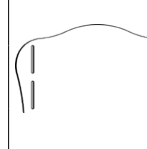


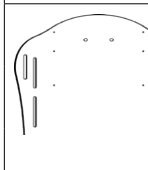
Mid Thoracic (MT)	Width	15.0" (Height)
	16"	J3PLMTT16SH <input type="checkbox"/> \$817
	18"	J3PLMTT18SH <input type="checkbox"/> \$817
	20"	J3PLMTT20SH <input type="checkbox"/> \$817

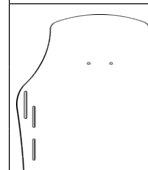
Upper Thoracic (UT)	Width	18.0" (Height)
	16"	J3PLUTM16SH <input type="checkbox"/> \$893
	18"	J3PLUTM18SH <input type="checkbox"/> \$893
	20"	J3PLUTM20SH <input type="checkbox"/> \$893

Shoulder Height (SH)	Width	21.0" (Height)
	16"	J3PLSHS16SH <input type="checkbox"/> \$920
	18"	J3PLSHS18SH <input type="checkbox"/> \$920
	20"	J3PLSHS20SH <input type="checkbox"/> \$920





Mid Thoracic (MT)	Width	15.0" (Height)
	16"	J3PDMTT16SH <input type="checkbox"/> \$902
	18"	J3PDMTT18SH <input type="checkbox"/> \$902
	20"	J3PDMTT20SH <input type="checkbox"/> \$902

Upper Thoracic (UT)	Width	18.0" (Height)
	16"	J3PDUTM16SH <input type="checkbox"/> \$980
	18"	J3PDUTM18SH <input type="checkbox"/> \$980
	20"	J3PDUTM20SH <input type="checkbox"/> \$980

Shoulder Height (SH)	Width	21.0" (Height)
	16"	J3PDSHS16SH <input type="checkbox"/> \$1051
	18"	J3PDSHS18SH <input type="checkbox"/> \$1051
	20"	J3PDSHS20SH <input type="checkbox"/> \$1051

CUSHION

JAY Fusion Cushion		
	JFUSIONXXYY Note: XX= Width and YY = Depth	
	XX: _____ YY: _____	<input type="checkbox"/> Fluid OR <input type="checkbox"/> Air single valve <input type="checkbox"/> Reduced profile
Extra Cover	CJFUSIONXXYY XX: _____ YY: _____	\$141

JAY Union Cushion		
	JUXXXYY Note: XX= Width and YY = Depth	
	XX: _____ YY: _____	<input type="checkbox"/> Reduced profile

POSITIONING

<input type="checkbox"/>	JARM18F	Arm Trough 18" Long w/Fx Mnt Hdw	\$319
<input type="checkbox"/>	JARM22F	Arm Trough 22" Long w/Fx Mnt Hdw	\$319
<input type="checkbox"/>	JARM18SA	Arm Trough 18" Long w/ SA Hdw	\$319
<input type="checkbox"/>	JARM22SA	Arm Trough 22" Long w/ SA Hdw	\$319
<input type="checkbox"/>	JFOOTSS	Footbox Single Std Ht	\$340
<input type="checkbox"/>	JFOOTST	Footbox Single Tall Ht	\$340
<input type="checkbox"/>	JFOOT16S	Full Foot Box 16w Std Ht.	\$464
<input type="checkbox"/>	JFOOT18S	Full Foot Box 18w Std Ht.	\$464
<input type="checkbox"/>	JFOOT20S	Full Foot Box 20w Std Ht.	\$489

<input type="checkbox"/>	JFOOT16T	Full Foot Box 16w Tall Ht.	\$525
<input type="checkbox"/>	JFOOT18T	Full Foot Box 18w Tall Ht.	\$525
<input type="checkbox"/>	JFOOT20T	Full Foot Box 20w Tall Ht.	\$603
<input type="checkbox"/>	PLS3010	Padded Calf Panel - Small (14 W)	\$179
<input type="checkbox"/>	PLS3020	Padded Calf Panel - Medium (16 W)	\$179
<input type="checkbox"/>	PLS3030	Padded Calf Panel - Large (18 W)	\$179
<input type="checkbox"/>	APB7242	1.5' Belt - Small	\$160
<input type="checkbox"/>	APB7243	1.5' Belt - Medium	\$160
<input type="checkbox"/>	APB7244	1.5' Belt - Large	\$160

ORDERING INFORMATION: PHONE: (800) 263-3390 FAX: (800) 561-5834 WEBSITE: www.sunrisemedical.ca