

**Mark For:** \_\_\_\_\_  
 Date: \_\_\_\_\_  
 Dealer Acct #: \_\_\_\_\_  
 Dealer: \_\_\_\_\_  
 Dealer Contact: \_\_\_\_\_  
 Dealer Address: \_\_\_\_\_  
 Dealer City: \_\_\_\_\_ Prov: \_\_\_\_\_ PC: \_\_\_\_\_  
 Dealer Phone: ( ) \_\_\_\_\_ Fax: ( ) \_\_\_\_\_  
 Confirmation Email: \_\_\_\_\_  
 Confirm Via:  Fax  Email

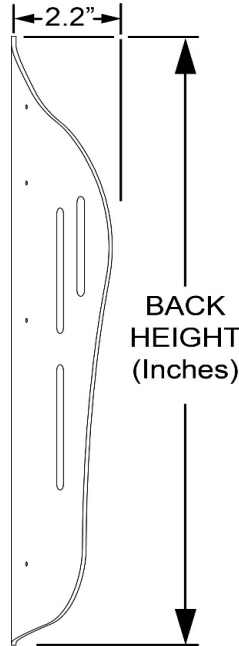
**Submitting for:**  Quote  Order  
 PO#: \_\_\_\_\_  
**ADDITIONAL SHIPPING INFORMATION**  
 Ship To: \_\_\_\_\_  
 Attention: \_\_\_\_\_  
 Address: \_\_\_\_\_  
 Address: \_\_\_\_\_  
 Ship To City: \_\_\_\_\_ Prov: \_\_\_\_\_ PC: \_\_\_\_\_  
 Ship To Phone: ( ) \_\_\_\_\_ Fax: ( ) \_\_\_\_\_

### JAY® J3 Plus Posterior (PA) Backrest



| BACKREST WIDTH        | 22"     | 24"     | 26"     |
|-----------------------|---------|---------|---------|
| BACKCANE WIDTHS       | 22"-24" | 24"-26" | 26"-28" |
| MAX. USER TRUNK WIDTH | 21"     | 23"     | 25"     |

| Back Height | Mid Thoracic (MT) |   | Mid Thoracic (MT) w/ Vanity Shell Extension   |   | Upper Thoracic (UT)   |   | Shoulder Height (SH)                            |   |
|-------------|-------------------|---|---|---|---|---|---|---|
|             |                   | 11.0" (S)   | J3PAMTSxxFS <input type="checkbox"/> 22 \$1,822 <input type="checkbox"/> 24 \$1,822 <input type="checkbox"/> 26 \$1,822   | J3PLUSPASxxFS <input type="checkbox"/> 22 \$1,947 <input type="checkbox"/> 24 \$1,947 <input type="checkbox"/> 26 \$1,947 | 15.5" (M)   | J3PAUTMxxFS <input type="checkbox"/> 22 \$1,941 <input type="checkbox"/> 24 \$1,941 | 17.5" (S)                                       | J3PASHSxxFS <input type="checkbox"/> 22 \$2,112 |
|             |                   | J3PAMTSxxTH <input type="checkbox"/> 22 \$1,822 <input type="checkbox"/> 24 \$1,822 <input type="checkbox"/> 26 \$1,822 | J3PLUSPASxxTH <input type="checkbox"/> 22 \$1,947 <input type="checkbox"/> 24 \$1,947 <input type="checkbox"/> 26 \$1,947 |   | J3PAUTMxxTH <input type="checkbox"/> 22 \$1,941 <input type="checkbox"/> 24 \$1,941 |   | J3PASHSxxTH <input type="checkbox"/> 22 \$2,112 |   |
|             | 13.0" (T)         | J3PAMTTxxFS <input type="checkbox"/> 22 \$1,822 <input type="checkbox"/> 24 \$1,822 <input type="checkbox"/> 26 \$1,822 |   |   |   |   |   |   |
|             |                   | J3PAMTTxxTH <input type="checkbox"/> 22 \$1,822 <input type="checkbox"/> 24 \$1,822 <input type="checkbox"/> 26 \$1,822 |   |   |   |   |   |   |



**TH**

**FS**

MOUNTING HARDWARE OPTIONS

---

**Vanity Shell Extension**

SHELL OPTIONS

Note: Back shells will measure 1" to 4" shorter as the material has been removed to accommodate additional tissue. (MT std -1", MT tall -2", UT med -3", SH std -4") however foam and cover will measure stated back height.

Note: Vanity Shell Extension extends the lower edge of the Mid Thoracic back shell by 8". The shell extension is equipped with dynamic hinges to allow the shell extension to easily move out of the way to discreetly cover the person sitting in the chair.

# JAY® J3 Back Accessories

All JAY J3 Plus Back accessories are optional. All accessories will be factory mounted as much as possible to insure proper shipping (If selected below).

## SHIPPING INSTRUCTIONS

| ✓                        | Option # | Definition  | Price | ✓                        | Option # | Definition                       | Price |
|--------------------------|----------|---|-------|--------------------------|----------|----------------------------------|-------|
| <input type="checkbox"/> | N/A      | Ship Back on Chair (Chair to be ordered separately) | NC    | <input type="checkbox"/> | N/A      | Ship accessories mounted on back | NC    |

## Headrests

Use this section for selecting headrest. Head supports are not available on Mid Thoracic Back Shells

### STEP 1

### Select your HEADREST POST

Please select one box from the below **Headrest Mount & Bracket** choices.

|                          |         |                                   |          |                          |        |                                   |          |
|--------------------------|---------|-----------------------------------|----------|--------------------------|--------|-----------------------------------|----------|
| <input type="checkbox"/> | J3HEDX  | Axys Mount & Bracket              | \$193.00 | <input type="checkbox"/> | J3HEDO | ONYX Mount & Bracket              | \$160.00 |
| <input type="checkbox"/> | J3HEDL  | LINX Mount & Bracket              | \$149.00 | <input type="checkbox"/> | J3HEDC | Cobra Mount & Bracket             | \$364.00 |
| <input type="checkbox"/> | J3HEDL2 | LINX <sup>2</sup> Mount & Bracket | \$354.00 | <input type="checkbox"/> | J3HEDF | Cobra Flip Back Mount and Bracket | \$428.00 |

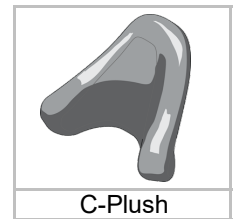
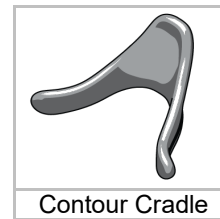
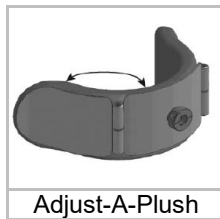

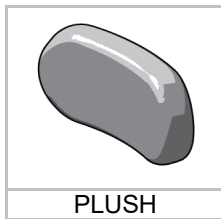


### STEP 2

### Select your HEADREST PAD

Please select one box from the below **Headrest Pad** choices.

|                          |      |                                     |          |                          |      |                                       |          |
|--------------------------|------|-------------------------------------|----------|--------------------------|------|---------------------------------------|----------|
| <input type="checkbox"/> | 14   | J3PLSH14 - 14" Plush Pad            | \$210.00 | <input type="checkbox"/> | AAPS | J3AAPS - Adjust-A-Plush Standard (Lg) | \$358.00 |
| <input type="checkbox"/> | 10   | J3PLSH10 - 10" Plush Pad            | \$210.00 | <input type="checkbox"/> | AAPM | J3AAPM - Adjust-A-Plush Medium        | \$358.00 |
| <input type="checkbox"/> | 8    | J3PLSH8 - 8" Plush Pad              | \$210.00 | <input type="checkbox"/> | AAPN | J3AAPN - Adjust-A-Plush Narrow (Sm)   | \$358.00 |
| <input type="checkbox"/> | HUPL | J3HUPL - HeadsUp Lrg: 5.3" Lng Arms | \$358.00 | <input type="checkbox"/> | CL   | J3CRDLLG - Lrg Contour Cradle Pad     | \$407.00 |
| <input type="checkbox"/> | HUPM | J3HUPM - HeadsUp Med: 4.1" Sht Arms | \$358.00 | <input type="checkbox"/> | CM   | J3CRDLMD - Med Contour Cradle Pad     | \$407.00 |
| <input type="checkbox"/> | HUPS | J3HUPS - HeadsUp Sml: 3.5" Sht Arms | \$358.00 | <input type="checkbox"/> | PL   | J3CPLULG - Large C-Plush Pad          | \$407.00 |
|                          |      |                                     |          | <input type="checkbox"/> | PM   | J3CPLUMD - Medium C-Plush Pad         | \$407.00 |



|   |   |  |   |  |
|---|---|--|---|--|
| <b>STEP 1</b><br><b>Headrest Post</b><br>Example = J3HEDX | + | <b>STEP 2</b><br><b>Headrest Pad #</b><br>Example = 14 | = | <b>COMPLETED</b><br><b>JAY J3 Headrest #</b><br>Example = J3HEDX14 |
|---|---|--|---|--|

## Universal Mounting Plate

|                          |       |  |         |
|--------------------------|-------|--|---------|
| <input type="checkbox"/> | J3UHM | Universal Headrest Mounting Plate Only | \$68.00 |
|--------------------------|-------|--|---------|

# Lateral Supports

Use this section for selecting laterals and hardware. Lateral supports are not available on Mid Thoracic Back Shells

## Lateral Thoracic Support (Fixed)

Includes fixed mounting hardware. Lateral pads use 3DX covers with 1/2" Sunmate foam in the core

|                          |            |                                    |          |                          |            |                                    |          |
|--------------------------|------------|------------------------------------|----------|--------------------------|------------|------------------------------------|----------|
| <input type="checkbox"/> | J3LAT4X4FX | LATERAL 4" Depth X 4" Height FIXED | \$335.00 | <input type="checkbox"/> | J3LAT6X4FX | LATERAL 6" Depth X 4" Height FIXED | \$335.00 |
| <input type="checkbox"/> | J3LAT4X5FX | LATERAL 4" Depth X 5" Height FIXED | \$335.00 | <input type="checkbox"/> | J3LAT6X5FX | LATERAL 6" Depth X 5" Height FIXED | \$335.00 |
| <input type="checkbox"/> | J3LAT4X6FX | LATERAL 4" Depth X 6" Height FIXED | \$335.00 | <input type="checkbox"/> | J3LAT6X6FX | LATERAL 6" Depth X 6" Height FIXED | \$335.00 |

## Swing-Away Lateral Thoracic Support

Includes: Swing-away mounting hardware, left and right lateral are independent. Different types and sizes can be selected for each side.

### Left Side

|                          |                  |                                   |                 |
|--------------------------|------------------|-----------------------------------|-----------------|
| <input type="checkbox"/> | <b>JLATSA44L</b> | <b>LAT 4X4 W/ S/A MOUNTS - LH</b> | <b>\$334.00</b> |
|                          | J3HEDX           | Lateral 4" Depth X 4" Height      | \$215.00        |
|                          | JSAMNTL          | Lateral Swing Away Mount - Left   | \$119.00        |
| <input type="checkbox"/> | <b>JLATSA45L</b> | <b>LAT 4X5 W/ S/A MOUNTS - LH</b> | <b>\$334.00</b> |
|                          | JLAT4X5          | LATERAL 4" Depth X 5" Height      | \$215.00        |
|                          | JSAMNTL          | Lateral Swing Away Mount - Left   | \$119.00        |
| <input type="checkbox"/> | <b>JLATSA46L</b> | <b>LAT 4X6 W/ S/A MOUNTS - LH</b> | <b>\$334.00</b> |
|                          | JLAT4X6          | LATERAL 4" Depth X 6" Height      | \$215.00        |
|                          | JSAMNTL          | Lateral Swing Away Mount - Left   | \$119.00        |
| <input type="checkbox"/> | <b>JLATSA64L</b> | <b>LAT 6X4 W/ S/A MOUNTS - LH</b> | <b>\$334.00</b> |
|                          | JLAT6X4          | LATERAL 6" Depth X 4" Height      | \$215.00        |
|                          | JSAMNTL          | Lateral Swing Away Mount - Left   | \$119.00        |
| <input type="checkbox"/> | <b>JLATSA65L</b> | <b>LAT 6X5 W/ S/A MOUNTS - LH</b> | <b>\$334.00</b> |
|                          | JLAT6X5          | LATERAL 6" Depth X 5" Height      | \$215.00        |
|                          | JSAMNTL          | Lateral Swing Away Mount - Left   | \$119.00        |
| <input type="checkbox"/> | <b>JLATSA66L</b> | <b>LAT 6X6 W/ S/A MOUNTS - LH</b> | <b>\$334.00</b> |
|                          | JLAT6X6          | J3PLSH14 - 14" Plush Pad          | \$215.00        |
|                          | JSAMNTL          | J3PLSH10 - 10" Plush Pad          | \$119.00        |

### Right Side

|                          |                  |                                       |                 |
|--------------------------|------------------|---------------------------------------|-----------------|
| <input type="checkbox"/> | <b>JLATSA44R</b> | <b>LAT 4X4 W/ S/A MOUNTS - RH</b>     | <b>\$334.00</b> |
|                          | JLAT4X4          | Lateral 4" Depth X 4" Height          | \$215.00        |
|                          | JSAMNTR          | Lateral Swing Away Mount - Right      | \$119.00        |
| <input type="checkbox"/> | <b>JLATSA45R</b> | <b>LAT 4X5 W/ S/A MOUNTS - RH</b>     | <b>\$334.00</b> |
|                          | JLAT4X5          | Lateral 4" Depth X 5" Height          | \$215.00        |
|                          | JSAMNTR          | Lateral Swing Away Mount - Right      | \$119.00        |
| <input type="checkbox"/> | <b>JLATSA46R</b> | <b>LAT 4X6 W/ S/A MOUNTS - RH</b>     | <b>\$334.00</b> |
|                          | JLAT4X6          | Lateral 4" Depth X 6" Height          | \$215.00        |
|                          | JSAMNTR          | Lateral Swing Away Mount - Right      | \$119.00        |
| <input type="checkbox"/> | <b>JLATSA64R</b> | <b>LAT 6X4 W/ S/A MOUNTS - RH</b>     | <b>\$334.00</b> |
|                          | JLAT6X4          | Lateral 6" Depth X 4" Height          | \$215.00        |
|                          | JSAMNTR          | Lateral Swing Away Mount - Right      | \$119.00        |
| <input type="checkbox"/> | <b>JLATSA65R</b> | <b>LAT 6X5 W/ S/A MOUNTS - RH</b>     | <b>\$334.00</b> |
|                          | JLAT6X5          | Lateral 6" Depth X 5" Height          | \$215.00        |
|                          | JSAMNTR          | Lateral Swing Away Mount - Right      | \$119.00        |
| <input type="checkbox"/> | <b>JLATSA66R</b> | <b>LAT 6X6 W/ S/A MOUNTS - RH</b>     | <b>\$334.00</b> |
|                          | JLAT6X6          | J3AAPS - Adjust-A-Plush Standard (Lg) | \$215.00        |
|                          | JSAMNTR          | J3AAPM - Adjust-A-Plush Medium        | \$119.00        |

## Rotational Swing-Away Lateral Thoracic Support

Includes: Rotational swing-away mounting hardware, left and right lateral are independent. Different types and sizes can be selected for each side.

### Left Side

|                          |                   |                                   |                 |
|--------------------------|-------------------|-----------------------------------|-----------------|
| <input type="checkbox"/> | <b>JLATRSA44L</b> | <b>LAT 4X4 W/ S/A MOUNTS - LH</b> | <b>\$367.00</b> |
|                          | JLAT4X4           | Lateral 4" Depth X 4" Height      | \$215.00        |
|                          | JRSAMNTL          | Lateral Swing Away Mount - Left   | \$152.00        |
| <input type="checkbox"/> | <b>JLATRSA45L</b> | <b>LAT 4X5 W/ S/A MOUNTS - LH</b> | <b>\$367.00</b> |
|                          | JLAT4X5           | LATERAL 4" Depth X 5" Height      | \$215.00        |
|                          | JRSAMNTL          | Lateral Swing Away Mount - Left   | \$152.00        |
| <input type="checkbox"/> | <b>JLATRSA46L</b> | <b>LAT 4X6 W/ S/A MOUNTS - LH</b> | <b>\$367.00</b> |
|                          | JLAT4X6           | LATERAL 4" Depth X 6" Height      | \$215.00        |
|                          | JRSAMNTL          | Lateral Swing Away Mount - Left   | \$152.00        |
| <input type="checkbox"/> | <b>JLATRSA64L</b> | <b>LAT 6X4 W/ S/A MOUNTS - LH</b> | <b>\$367.00</b> |
|                          | JLAT6X4           | LATERAL 6" Depth X 4" Height      | \$215.00        |
|                          | JRSAMNTL          | Lateral Swing Away Mount - Left   | \$152.00        |
| <input type="checkbox"/> | <b>JLATRSA65L</b> | <b>LAT 6X5 W/ S/A MOUNTS - LH</b> | <b>\$367.00</b> |
|                          | JLAT6X5           | LATERAL 6" Depth X 5" Height      | \$215.00        |
|                          | J3UHM             | Lateral Swing Away Mount - Left   | \$152.00        |
| <input type="checkbox"/> | <b>JLATRSA66L</b> | <b>LAT 6X6 W/ S/A MOUNTS - LH</b> | <b>\$367.00</b> |
|                          | JLAT6X6           | LATERAL 6" Depth X 6" Height      | \$215.00        |
|                          | JRSAMNTL          | Lateral Swing Away Mount - Left   | \$152.00        |

### Right Side

|                          |                   |                                      |                 |
|--------------------------|-------------------|--------------------------------------|-----------------|
| <input type="checkbox"/> | <b>JLATRSA44R</b> | <b>J3CPLUMD - Medium C-Plush Pad</b> | <b>\$367.00</b> |
|                          | JLAT4X4           | Lateral 4" Depth X 4" Height         | \$215.00        |
|                          | JRSAMNTR          | Lateral Swing Away Mount - Right     | \$152.00        |
| <input type="checkbox"/> | <b>JLATRSA45R</b> | <b>LAT 4X5 W/ S/A MOUNTS - RH</b>    | <b>\$367.00</b> |
|                          | JLAT4X5           | Lateral 4" Depth X 5" Height         | \$215.00        |
|                          | JRSAMNTR          | Lateral Swing Away Mount - Right     | \$152.00        |
| <input type="checkbox"/> | <b>JLATRSA46R</b> | <b>LAT 4X6 W/ S/A MOUNTS - RH</b>    | <b>\$367.00</b> |
|                          | JLAT4X6           | Lateral 4" Depth X 6" Height         | \$215.00        |
|                          | JRSAMNTR          | Lateral Swing Away Mount - Right     | \$152.00        |
| <input type="checkbox"/> | <b>JLATRSA64R</b> | <b>LAT 6X4 W/ S/A MOUNTS - RH</b>    | <b>\$367.00</b> |
|                          | JLAT6X4           | Lateral 6" Depth X 4" Height         | \$215.00        |
|                          | JRSAMNTR          | Lateral Swing Away Mount - Right     | \$152.00        |
| <input type="checkbox"/> | <b>JLATRSA65R</b> | <b>LAT 6X5 W/ S/A MOUNTS - RH</b>    | <b>\$367.00</b> |
|                          | JLAT6X5           | Lateral 6" Depth X 5" Height         | \$215.00        |
|                          | JRSAMNTR          | Lateral Swing Away Mount - Right     | \$152.00        |
| <input type="checkbox"/> | <b>JLATRSA66R</b> | <b>LAT 6X6 W/ S/A MOUNTS - RH</b>    | <b>\$367.00</b> |
|                          | JLAT6X6           | Lateral 6" Depth X 6" Height         | \$215.00        |
|                          | JRSAMNTR          | Lateral Swing Away Mount - Right     | \$152.00        |

# Spine-Align Positioning Components

J3 Plus Backs come standard with a small and large lumbar.

## SPINE-ALIGN MINI FIT KIT 1

*Includes: 3 wedges, 2 lateral shims, and 2 posterior/lateral pelvic positioning pads.*

|                          |           |                                      |          |
|--------------------------|-----------|--------------------------------------|----------|
| <input type="checkbox"/> | J3SPNK122 | SPINE-ALIGN MINI FIT KIT 1 (22"-26") | \$146.00 |
|--------------------------|-----------|--------------------------------------|----------|

## LARGE LUMBAR PADS (Back Width) (W" x H" x D")

|                          |           |  |         |
|--------------------------|-----------|--|---------|
| <input type="checkbox"/> | J3SPNLL22 | LG LUMBAR (22"-26") (9.5" x 7" x 1.6") | \$61.00 |
|--------------------------|-----------|--|---------|

## WEDGES (Back Width) (W" x H" x D")

|                          |           |                                       |         |
|--------------------------|-----------|---------------------------------------|---------|
| <input type="checkbox"/> | J3SPNWE22 | WEDGES (22"-26") (9.5" x 6.5" x 1.6") | \$48.00 |
|--------------------------|-----------|---------------------------------------|---------|

## SPINE-ALIGN MINI FIT KIT 2

*Includes: 5 wedges, 2 lat shims, 2 post/lat pelvic, 1 lg lumbar, 1 flat shim, and 1 curved*










|                          |           |                                      |          |
|--------------------------|-----------|--------------------------------------|----------|
| <input type="checkbox"/> | J3SPNK222 | SPINE-ALIGN MINI FIT KIT 2 (22"-26") | \$216.00 |
|--------------------------|-----------|--------------------------------------|----------|

## SMALL LUMBAR PADS (Back Width) (W" x H" x D")

|                          |           |   |         |
|--------------------------|-----------|---|---------|
| <input type="checkbox"/> | J3SPNSL22 | SML LUMBAR (22"-26") (9.5" x 4.3" x 1") | \$63.00 |
|--------------------------|-----------|---|---------|

## OTHER INDIVIDUAL SPINE-ALIGN COMPONENTS

|                          |         |                          |         |
|--------------------------|---------|--------------------------|---------|
| <input type="checkbox"/> | J3SPNCR | Curved Shim              | \$37.00 |
| <input type="checkbox"/> | J3SPNBS | Small Bean Bag           | \$42.00 |
| <input type="checkbox"/> | J3SPNFL | Flat Shim                | \$37.00 |
| <input type="checkbox"/> | J3SPNBL | Large Bean Bag           | \$42.00 |
| <input type="checkbox"/> | J3SPNLS | Lateral Shim             | \$67.00 |
| <input type="checkbox"/> | J3SPNLP | Posterior/Lateral Pelvic | \$67.00 |

|          |   |   |   |   |   |  |   |   |   |
|----------|---|---|---|---|---|--|---|---|---|
|          |  |  |  |  |  |  |  |  |  |
|          | <b>Sm Lumbar</b>  | <b>Lg Lumbar</b>  | <b>Wedge</b>  | <b>Curved Slim</b>  | <b>Flat</b>   | <b>Lateral Slim</b>  | <b>Sm Bean Bag</b>  | <b>Lg Bean Bag</b>  | <b>Post/Lat Pelvic</b>  |
| <b>W</b> | 9.5"  | 9.5"  | 9.5"  | 10"   | 10"   | 2.4"   | 6"  | 10"   | 5.3"  |
| <b>H</b> | 4.3"  | 7"  | 6.5"  | 4"  | 4"  | 4.3"   | 4.5"  | 3.2"  | 3.6"  |
| <b>D</b> | 1"  | 1.6"  | 1.6"  | 0.5"  | 0.3"  | 0.5"   | 0.75"   | 0.75"   | 0.75"   |

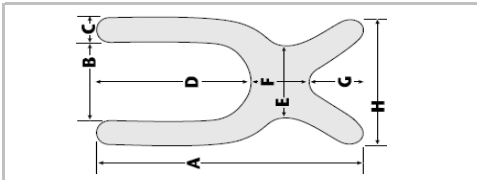
# Chest Straps, Harnesses and Brackets

Use this section for selecting harnesses. Harnesses are not available on Mid Thoracic Back Shells

## CHEST STRAPS & HARNESSSES (Includes strap guides & mounting hardware)

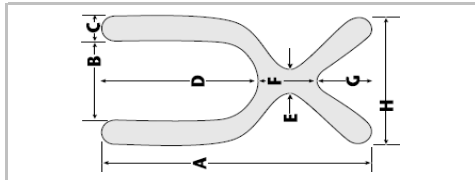
|                          |           |                                      |          |                          |          |                                      |          |
|--------------------------|-----------|--------------------------------------|----------|--------------------------|----------|--------------------------------------|----------|
| <input type="checkbox"/> | J3HRNCOL  | J3PLSH8 - 8" Plush Pad               | \$238.00 | <input type="checkbox"/> | J3HRNTDL | J3AAPN - Adjust-A-Plush Narrow (Sm)  | \$238.00 |
| <input type="checkbox"/> | J3HRNCOX  | J3HUPL - HeadsUp Lrg: 5.3" Lng Arms  | \$238.00 | <input type="checkbox"/> | J3HRNTDX | J3CRDLLG - Lrg Contour Cradle Pad    | \$238.00 |
| <input type="checkbox"/> | J3HRNCDL  | J3HUPM - HeadsUp Med: 4.1" Sht Arms  | \$238.00 | <input type="checkbox"/> | J3HRNTSL | J3CRDLMD - Med Contour Cradle Pad    | \$238.00 |
| <input type="checkbox"/> | J3HRNCDX  | J3HUPS - HeadsUp Sml: 3.5" Sht Arms  | \$238.00 | <input type="checkbox"/> | J3HRNTSX | J3CPLULG - Large C-Plush Pad         | \$238.00 |
| <input type="checkbox"/> | J3HRNCSL  | Classic-Structured Pull Down (Lrg)   | \$238.00 | <input type="checkbox"/> | J3HRNPSL | J3CPLUMD - Medium C-Plush Pad        | \$238.00 |
| <input type="checkbox"/> | J3HRNC SX | Classic-Structured Pull Down (X-Lrg) | \$238.00 | <input type="checkbox"/> | J3HRNPSX | Padded Anterior Trunk Straps (X-Lrg) | \$238.00 |

JRSAMNTL



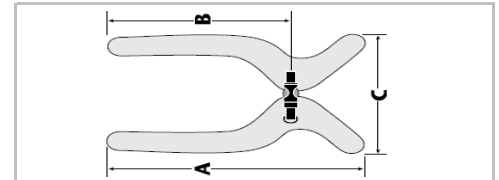
Classic Style

|    |       |      |      |     |    |    |      |       |
|----|-------|------|------|-----|----|----|------|-------|
|    | A     | B    | C    | D   | E  | F  | G    | H     |
| L  | 22.5" | 6.5" | 2"   | 13" | 6" | 6" | 3.5" | 10.5" |
| XL | 25.5" | 6.5" | 2.5" | 14" | 7" | 7" | 4.5" | 11.5" |



Contour Style

|    |       |      |      |     |      |    |      |       |
|----|-------|------|------|-----|------|----|------|-------|
|    | A     | B    | C    | D   | E    | F  | G    | H     |
| L  | 22.5" | 6.5" | 2"   | 13" | 1.5" | 6" | 3.5" | 10.5" |
| XL | 25.5" | 6.5" | 2.5" | 14" | 1.5" | 7" | 4.5" | 11.5" |



Center-Opening with Buckle

|    |       |       |      |
|----|-------|-------|------|
|    | A     | B     | C    |
| L  | 15.5" | 11.5" | 9.8" |
| XL | 17.5" | 12.8" | 10"  |

## GUIDE BRACKETS & HARDWARE ONLY

|                          |        |                       |         |                          |       |                    |      |
|--------------------------|--------|-----------------------|---------|--------------------------|-------|--------------------|------|
| <input type="checkbox"/> | J3GPSG | Shoulder Strap Guides | \$52.00 | <input type="checkbox"/> | J3HHP | Hardware Pack Only | \$27 |
|--------------------------|--------|-----------------------|---------|--------------------------|-------|--------------------|------|

## VANITY FLAP

*All J3 Plus Backs ship standard with the vanity flap except J3 Plus Backs with the Vanity Shell Extension*

|                          |        |                 |         |                          |        |                 |         |
|--------------------------|--------|-----------------|---------|--------------------------|--------|-----------------|---------|
| <input type="checkbox"/> | 117100 | 20" to 22" Wide | \$88.00 | <input type="checkbox"/> | 117102 | 24" to 26" Wide | \$88.00 |
| <input type="checkbox"/> | 117101 | 22" to 24" Wide | \$88.00 | <input type="checkbox"/> | 117103 | 26" to 28" Wide | \$88.00 |

## JAY YOUR WAY MODIFICATIONS

To order sizes offered via JAY Your Way add a "M" to the front of the part number and follow the prompts.  
For additional modifications visit [www.sunrisemedical.ca](http://www.sunrisemedical.ca).

### PAINTED BACK SHELL

|                          |        |  |    |
|--------------------------|--------|--|----|
| <input type="checkbox"/> | SBC    | Painted Back Shell   | NC |
|                          | Color: | <input type="checkbox"/> Match Quickie or Zippie Frame Color |    |

*Note: Backshells can be painted any Quickie or Zippie Frame color at no charge please specify the desired color in the NOTES box below. For a full listing of frame colors available please visit [www.sunrisemedical.ca](http://www.sunrisemedical.ca)*

|                          |            |  |    |
|--------------------------|------------|--|----|
| <input type="checkbox"/> | EMBROIDERY | Embroidery (32 Character Max)                                  | NC |
|                          |            | Location: <input type="checkbox"/> Front                       |    |
|                          |            | <input type="checkbox"/> Block <input type="checkbox"/> Script |    |

|                   |  |
|-------------------|--|
| Embroidery Text:  |  |
| Embroidery Color: |  |

### COVER OPTIONS - Contact Surface

|                          |       |                             |    |
|--------------------------|-------|-----------------------------|----|
| <input type="checkbox"/> | DBS   | Dartex Back Surface         | NC |
| <input type="checkbox"/> | 3DXBS | 3DX Back Surface            | NC |
| <input type="checkbox"/> | RDBS  | Reverse Dartex Back Surface | NC |

### COVER OPTIONS - Rear Center Flap

|                          |      |                          |    |
|--------------------------|------|--------------------------|----|
| <input type="checkbox"/> | CBC  | Black Cover              | NC |
| <input type="checkbox"/> | CBCI | Black Incontinence Cover | NC |

### SPINAL FLUID PAD

|                          |       |                                   |         |
|--------------------------|-------|-----------------------------------|---------|
| <input type="checkbox"/> | SFPS  | Small Spinal Fluid Pad (16")      | \$61.00 |
| <input type="checkbox"/> | SFPM  | Medium Spinal Fluid Pad (18")     | \$61.00 |
| <input type="checkbox"/> | SFPT  | Tall Spinal Fluid Pad (20")       | \$61.00 |
| <input type="checkbox"/> | SFPXT | Extra Tall Spinal Fluid Pad (23") | \$61.00 |

### VISCO FOAM INSERT

|                          |       |                                      |         |
|--------------------------|-------|--------------------------------------|---------|
| <input type="checkbox"/> | VF    | Visco Foam Insert                    | \$41.00 |
| <input type="checkbox"/> | SR    | Scapular Relief Cut                  | \$61.00 |
| <input type="checkbox"/> | VFWSR | Visco Foam Insert with Spinal Relief | \$61.00 |

*Note: 2 Layers of 1" Yellow Visco foam is utilized as standard. Different colors of Visco foam can be utilized just list desired color in notes below.*

**Don't see the option you want? NO PROBLEM! Write your request below and we can evaluate it and provide a quote.**

**Notes:**



Sunrise Medical Canada Inc.

1000 Creditstone Road, Unit 2 · Concord, ON L4K 4P8