



Quickie QS5 X May 2025

EIF7



Mark For:

Date: _____
Dealer Acct #: _____
Dealer: _____
Dealer Contact: _____
Dealer Address: _____
Dealer City: _____ Prov: _____ PC: _____
Dealer Phone: () _____ Fax: () _____
Confirmation Email: _____
Confirm Via: ☐ Fax ☐ Email

Submitting for:

☐ Quote ☐ Order

PO#: _____

ADDITIONAL SHIPPING INFORMATION

Ship To: _____
Attention: _____
Address: _____
Address: _____
Ship To City: _____ Prov: _____ PC: _____
Ship To Phone: () _____ Fax: () _____

✓	Option #	Definition	Price	✓	Option #	Definition	Price
---	----------	------------	-------	---	----------	------------	-------

1. FRAME

Base model

<input type="checkbox"/>	170WM112	Quickie QS5 X ADP WM0002190	\$3,344.00
--------------------------	----------	--------------------------------	------------

Frame Style

See figure 1. Measure from front frame to floor

<input type="checkbox"/>	170FS31	Swing Away Frame	NC
<input type="checkbox"/>	170FS43	Fixed Front 75°	NC
<input type="checkbox"/>	170FS44	Fixed Front 85°	NC

Frame Inset (Fixed Front Only)

See **FIGURE 2** Frame inset is the distance from the outside of the seat tube to the outside of the footrest. Footrest width = frame width minus 2. N/A for 14" and 15" Wide using composite angle adj footrest. **75° only available with 0" inset.**

<input type="checkbox"/>	170FF1	0"	NC
<input type="checkbox"/>	170FF2	1"	NC

Transit Option

ISO 7176-19 Transit Approved

<input type="checkbox"/>	170TO49	Transit System	NC
--------------------------	---------	----------------	----

Frame Options

Ergo Touch Points is a rubber cover on the knee bend area of the frame tubes

<input type="checkbox"/>	1709A11	Ergo Touch Points Swing Away hangers or Fixed front	\$198.00
<input type="checkbox"/>	1709A12	Frame Fold-N-Lock mechanism	NC
<input type="checkbox"/>	1709A06	Twin LED lights	\$310.00



QS5 X - Swing Away



QS5 X - Fixed Front

2. SIZE / SEATING

Frame Width

See **FIGURE 2** Measured from outside of seat tube to the outside of opposite seat tube.

<input type="checkbox"/>	170W4	13"	NC
<input type="checkbox"/>	170W5	14"	NC
<input type="checkbox"/>	170W6	15"	NC
<input type="checkbox"/>	170W7	16"	NC
<input type="checkbox"/>	170W8	17"	NC
<input type="checkbox"/>	170W9	18"	NC
<input type="checkbox"/>	170W10	19"	NC
<input type="checkbox"/>	170W11	20"	\$308.00

Seat Depth

See **Seat Squeeze Matrix** in Appendix section. Measured from back canes to front edge of upholstery. Frame Fold-N-Lock mechanism NA with 13"-14".

<input type="checkbox"/>	170SD6	13"	NC
<input type="checkbox"/>	170SD7	14"	NC
<input type="checkbox"/>	170SD8	15"	NC
<input type="checkbox"/>	170SD9	16"	NC
<input type="checkbox"/>	170SD10	17"	NC
<input type="checkbox"/>	170SD11	18"	NC
<input type="checkbox"/>	170SD12	19"	NC
<input type="checkbox"/>	170SD13	20"	\$308.00

✓	Option #	Definition	Price	✓	Option #	Definition	Price
---	----------	------------	-------	---	----------	------------	-------

2. SIZE / SEATING (CONT)

Seat Sling

Standard seat sling includes utility bag sewn at the bottom of upholstery.

<input type="checkbox"/>	170SL1	Standard Seat Sling	NC
<input type="checkbox"/>	170SL6	Omit Seat Sling	NC

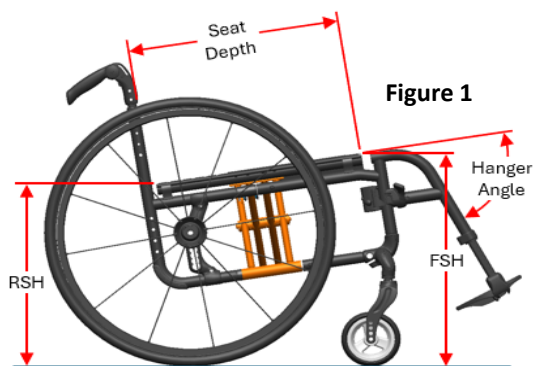


Figure 1

JAY Cushions (Optional)

To order any JAY cushions on-chair, please see the JAY price list.

Cushion name or part number must be filled out with desired width and depth

<input type="checkbox"/>	170JC20	JAY Bundled Cushion	Price List
		Cushion Name or Part #	
		Width:	Depth:



Figure 2

3. CASTERS / SEAT HEIGHT

Front Seat Height

<input type="checkbox"/>	170SH41	14.0"	NC	<input type="checkbox"/>	170SH18	18.0"	NC
<input type="checkbox"/>	170SH42	14.5"	NC	<input type="checkbox"/>	170SH20	18.5"	NC
<input type="checkbox"/>	170SH12	15.0"	NC	<input type="checkbox"/>	170SH21	19.0"	NC
<input type="checkbox"/>	170SH13	15.5"	NC	<input type="checkbox"/>	170SH23	19.5"	NC
<input type="checkbox"/>	170SH14	16.0"	NC	<input type="checkbox"/>	170SH24	20.0"	NC
<input type="checkbox"/>	170SH15	16.5"	NC	<input type="checkbox"/>	170SH26	20.5"	NC
<input type="checkbox"/>	170SH16	17.0"	NC	<input type="checkbox"/>	170SH27	21.0"	NC
<input type="checkbox"/>	170SH17	17.5"	NC	<input type="checkbox"/>	170SH29	21.5"	NC
				<input type="checkbox"/>	170SH36	22.0"	NC

Caster Wheels (option A)

<input type="checkbox"/>	170CW3	4" Low Profile Polyurethane	NC
<input type="checkbox"/>	170CW44	4" x 1.25" Semi Pneumatic	\$110.00
<input type="checkbox"/>	170CW5	5" Low Profile Polyurethane	NC
<input type="checkbox"/>	170CW7	5" x 1.5" Semi-Pneumatic	\$110.00
<input type="checkbox"/>	170CW34	6" Polyurethane	NC
<input type="checkbox"/>	170CW33	6" Pneumatic	\$110.00
<input type="checkbox"/>	170CW35	6" x 1.5" Semi Pneumatic	\$110.00
<input type="checkbox"/>	170CW16	7" Polyurethane	NC
<input type="checkbox"/>	170CW32	8" Polyurethane	NC

Caster Fork

<input type="checkbox"/>	170CF5	Multiple Position	NC
<input type="checkbox"/>	170CF69	Multiple Position Single Sided Fork	\$176.00
<input type="checkbox"/>	170CF53	Frog Legs 0 weight to 100 lbs.	\$574.00
<input type="checkbox"/>	170CF54	Frog Legs 101 lbs. weight to 190 lbs.	\$574.00
<input type="checkbox"/>	170CF55	Frog Legs 191 lbs. weight to 265 lbs.	\$574.00

Caster Wheels colors (option B)

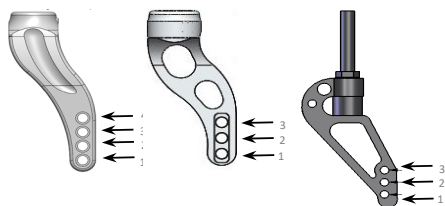
Casters are silver color unless you choose color option. Refer to Anodize package section on Page 7 for Anodize color selection. Match Ano color pkg pick is N/A with Black option.

<input type="checkbox"/>	170CW64	4" x 1.5" Aluminum Soft Roll	\$110.00
<input type="checkbox"/>	170CW66	5" x 1.5" Aluminum Soft Roll	\$110.00
<input type="checkbox"/>	170CW68	6" x 1.5" Aluminum Soft Roll	\$110.00
	Colors:	<input type="checkbox"/> Match anodize color package	Package price
		<input type="checkbox"/> Match frame color	NC
		<input type="checkbox"/> Black anodize caster only	\$68.00

Multi Position

Single side

Frog Leg



Seat Squeeze Matrix

Seat Depth	Max Seat Squeeze
13"-15"	2.0"
16"-19"	2.5"
20"	3.0"

✓	Option #	Definition	Price	✓	Option #	Definition	Price
4. REAR WHEELS / SEAT HEIGHT							

Rear Seat Height						
<input type="checkbox"/>	170RH13	14.0"	NC	<input type="checkbox"/>	170RH19	17.0"
<input type="checkbox"/>	170RH14	14.5"	NC	<input type="checkbox"/>	170RH26	17.5"
<input type="checkbox"/>	170RH15	15.0"	NC	<input type="checkbox"/>	170RH20	18.0"
<input type="checkbox"/>	170RH16	15.5"	NC	<input type="checkbox"/>	170RH27	18.5"
<input type="checkbox"/>	170RH17	16.0"	NC	<input type="checkbox"/>	170RH21	19.0"
<input type="checkbox"/>	170RH18	16.5"	NC	<input type="checkbox"/>	170RH37	19.5"
				<input type="checkbox"/>	170RH22	20.0"

Axle			
<input type="checkbox"/>	170AX1	Quick Release Steel	NC
<input type="checkbox"/>	170AX11	Quad Quick Release	\$182.00

Rear Wheel Type			
Max weight capacity on Proton wheels is 220 lbs.			

<input type="checkbox"/>	170RW103	20" Mag Wheel 5 Spoke	NC
<input type="checkbox"/>	170RW104	22" Mag Wheel 5 Spoke	NC
<input type="checkbox"/>	170RW102	24" Mag Wheel 5 Spoke	NC
<input type="checkbox"/>	170RW90	20" Lite Spoke Wheel	\$320.00
<input type="checkbox"/>	170RW91	22" Lite Spoke Wheel	\$320.00
<input type="checkbox"/>	170RW92	24" Lite Spoke Wheel	NC
<input type="checkbox"/>	170RW93	25" Lite Spoke Wheel	NC
<input type="checkbox"/>	170RW94	26" Lite Spoke Wheel	\$126.00
<input type="checkbox"/>	170RW95	24" Spinergy SPOX Black (silver hub)	\$864.00
<input type="checkbox"/>	170RW96	25" Spinergy SPOX Black (silver hub)	\$864.00
<input type="checkbox"/>	170RW98	24" Spinergy LX Black (silver hub)	\$1,111.00
<input type="checkbox"/>	170RW99	25" Spinergy LX Black (silver hub)	\$1,111.00
<input type="checkbox"/>	170RW148	24" Proton Wheel	\$218.00
<input type="checkbox"/>	170RW149	25" Proton Wheel	\$218.00
<input type="checkbox"/>	170RW25	Omit Rear Wheel and Axle *	NC

Spinergy Spoke Colors (Optional)			
Please select one of the following Spinergy wheel options first. Includes black hub.			
Spinergy Spox spokes color:			
<input type="checkbox"/>	Black	<input type="checkbox"/>	Blue
<input type="checkbox"/>	Red	<input type="checkbox"/>	White
<input type="checkbox"/>	Yellow		
Spinergy LX spokes color:			
<input type="checkbox"/>	Black	<input type="checkbox"/>	Blue
<input type="checkbox"/>	Green	<input type="checkbox"/>	Orange
<input type="checkbox"/>	Pink	<input type="checkbox"/>	Yellow

Rear Wheel Tire			
<input type="checkbox"/>	170RT1	Pneumatic	NC
<input type="checkbox"/>	170RT24	Pneumatic Airless Insert - Infinergy® Lightweight - E-TPU material	\$247.00
<input type="checkbox"/>	170RT3	Full Poly	NC
<input type="checkbox"/>	170RT38	SHOX Performance Poly	\$146.00
<input type="checkbox"/>	170RT25	Primo Orion Poly	\$271.00
<input type="checkbox"/>	170RT39	High-Pressure Clincher Black	\$105.00
<input type="checkbox"/>	170RT21	Schwalbe Marathon Plus Evolution	\$157.00

Handrim			
---------	--	--	--

Natural Fits available in 22", 24", and 25". Natural Fit w/ 5 spoke MAG only available in 24". Not all handrims available on all wheels. See page 6 for matrices.

<input type="checkbox"/>	170HR1	Aluminum Anodized	NC
<input type="checkbox"/>	170HR29	Aluminum Powder coated colored	\$95.00
<input type="checkbox"/>	170HR4	Plastic Coated	\$146.00
<input type="checkbox"/>	170HR22	Natural Fit - Standard Grip	\$374.00
<input type="checkbox"/>	170HR23	Natural Fit - Super Grip	\$434.00
<input type="checkbox"/>	170HR25	Natural Fit - No Thumb Grip	\$374.00
<input type="checkbox"/>	170HR26	The Surge - Oval w/Gription Strip	\$557.00
<input type="checkbox"/>	170HR27	The Surge LT - Oval w/Gription Strip	\$592.00
<input type="checkbox"/>	170HR28	Q-Grip Neoprene Coated	\$471.00
<input type="checkbox"/>	170HR7	Omit Handrim Option may not be available on all wheels	NC

Camber			
<input type="checkbox"/>	170CI1	0°	NC
<input type="checkbox"/>	170CI13	2° (default)	NC
<input type="checkbox"/>	170CI3	4°	NC

Center of Gravity Preset			
<input type="checkbox"/>	170CC20	1.0" (default)	NC
<input type="checkbox"/>	170CC15	1.5"	NC
<input type="checkbox"/>	170CC17	2.0"	NC
<input type="checkbox"/>	170CC18	2.5"	NC
<input type="checkbox"/>	170CC19	3.0"	NC

5. WHEEL LOCKS

Wheel Lock			
No Gos may exist depending on wheel size and position. Ergo & compact N/A w/ 13"-14" frame depth			
<input type="checkbox"/>	170WL1	High Mount Push	NC
<input type="checkbox"/>	170WL2	High Mount Pull	NC
<input type="checkbox"/>	170WL45	Ergo Scissor	NC
<input type="checkbox"/>	170WL88	Fold Down Push (Knee lever)	\$110.00
<input type="checkbox"/>	170WL30	Compact	\$162.00
<input type="checkbox"/>	170WL10	Omit	NC

Wheel Lock Option			
<input type="checkbox"/>	170WL12	Do Not Mount	NC

Extension Handle			
N/A w/ ergo scissor or compact wheel locks			
<input type="checkbox"/>	170EH7	Extension Handle (Pair)	\$73.00

✓	Option #	Definition	Price	✓	Option #	Definition	Price												
6. HANGER & FOOTREST																			
Swing Away Hangers				Footrest Extension Tubes															
Swing Awat frame only				See Extension matrix for leg length range															
<input type="checkbox"/>	170H145	60° Swing In/Out Hanger	NC	<input type="checkbox"/>	170E1	Short	NC												
<input type="checkbox"/>	170H139	70° Swing In/Out Hanger	NC	<input type="checkbox"/>	170E2	Medium	NC												
<input type="checkbox"/>	170H141	80° Swing In/Out Hanger	NC	<input type="checkbox"/>	170E5	Long	NC												
<input type="checkbox"/>	170H160	Elevating Hanger - Ext Mount.	\$339.00																
<input type="checkbox"/>	170H159	Articulating Hanger - Ext Mount	\$526.00																
<input type="checkbox"/>	170H32	Omit Hanger and Footplate	NC																
Footplates				Footrest Options															
Heel loop or leg strap not included, See Footplate Options Section. Platform footplates flip up (sideways).																			
<input type="checkbox"/>	170F1	Composite	NC	<input type="checkbox"/>	170HL1	Heel Loop <i>Swing away only</i>	NC												
<input type="checkbox"/>	170F271	Composite Angle Adj-(16"-22"w)	\$176.00	<input type="checkbox"/>	170HL5	Leg Strap	NC												
<input type="checkbox"/>	170F5	Aluminum (ELR & ALR)	NC	<input type="checkbox"/>	107DI04	Extra Leg Strap	\$37.00												
<input type="checkbox"/>	170F3	Alum Adult Angle Adjustable - Ext Mount	\$176.00	<input type="checkbox"/>	170IG2	Impact Guard Neoprene	\$61.00												
<input type="checkbox"/>	170F259	Multi Angle Adustable <input type="checkbox"/> Black <i>NC</i> <input type="checkbox"/> Std Frame color\$51	\$176.00	<input type="checkbox"/>	170DI06	Platform Position Plates	\$68.00												
<input type="checkbox"/>	170F50	Platform Footrest <input type="checkbox"/> Black <i>NC</i> <input type="checkbox"/> Std Frame color\$51	\$152.00	<input type="checkbox"/>	170F35	Auto-Folding Platform <i>Carbon fiber only</i>	\$89.00												
<input type="checkbox"/>	107F335	Platform Ultra Lite Footrest	\$176.00	Articulating / Elevating Hanger Cover															
<input type="checkbox"/>	107F336	Platform Carbon Fiber footrest	\$151.00	<input type="checkbox"/>	170DI47	Neoprene Cover	\$325.00												
<input type="checkbox"/>	170F7	Omit Footplate and Ext. Tube	NC	<input type="checkbox"/>	170DI48	Gel Pad Cover	\$380.00												
Lower Leg Length (LLL)																			
Lower Leg Length is <u>measured from seat sling to the top rear of the footrest.</u> See Appendix on Page 7. A minimum 2" ground clearance is required below the footrest. If the selected configuration results in less than 2" of ground clearance the footrest will be raised to 2" ground clearance, which may alter the lower leg length measurement. Available lower leg length is dependent on frame selection including adapter spacers. <u>Reference LLL matrix in page 7</u>																			
<input type="checkbox"/>	10"	<input type="checkbox"/>	11"	<input type="checkbox"/>	12"	<input type="checkbox"/>	13"	<input type="checkbox"/>	14"	<input type="checkbox"/>	15"	<input type="checkbox"/>	16"	<input type="checkbox"/>	17"	<input type="checkbox"/>	18"	<input type="checkbox"/>	19"
7. BACKREST / SEATING																			
Back Type										Backrest Upholstery									
<input type="checkbox"/>	107BT123	Standard Fix (90°)	NC	EXO standard and Tension adjustable upholstery binding <u>is always black.</u>															
<input type="checkbox"/>	170BT47	Angle Adjustable Back (80° - 105°)	NC	<input type="checkbox"/>	170BU95	Standard Upholstery EXO	NC	Color Binding: <input type="checkbox"/> Silver <input type="checkbox"/> Orange <input type="checkbox"/> Red <input type="checkbox"/> Blue											
Select desired setting <input type="checkbox"/> 80° <input type="checkbox"/> 85° <input type="checkbox"/> 90° <input type="checkbox"/> 100°																			
<input type="checkbox"/>	107BT124	Fixed Half Fold down (to the front)	\$246.00	<input type="checkbox"/>	170BU70	Backrest Tension Adjust Ballistic	\$190.00												
<input type="checkbox"/>	170BT43	Lumbar curve bend	NC	<input type="checkbox"/>	170BU89	Backrest Tension Adj EXO	\$449.00												
Select desired setting <input type="checkbox"/> 5° forward <input type="checkbox"/> 5° backward																			
Back Height Setting																			
Half Fold Down N/A with the 10" - 13" back heights. Lumbar curve backrest with integral push handles available with 12" thru 20" back heights. Lumbar curve backrest with Fold Down or Omit push handles available with 14" thru 20" back heights.																			
<input type="checkbox"/>	170B161	Setting	10 "- 12" Back Height <input type="checkbox"/> 10" <input type="checkbox"/> 11" <input type="checkbox"/> 12"	NC															
<input type="checkbox"/>	170B162	Setting	12 "- 14" Back Height <input type="checkbox"/> 12" <input type="checkbox"/> 13" <input type="checkbox"/> 14"	NC															
<input type="checkbox"/>	170B163	Setting	14 "- 16" Back Height <input type="checkbox"/> 14" <input type="checkbox"/> 15" <input type="checkbox"/> 16"	NC															
<input type="checkbox"/>	170B164	Setting	16 "- 18" Back Height <input type="checkbox"/> 16" <input type="checkbox"/> 17" <input type="checkbox"/> 18"	NC															
<input type="checkbox"/>	170B165	Setting	18 "- 20" Back Height <input type="checkbox"/> 18" <input type="checkbox"/> 19" <input type="checkbox"/> 20"	NC															
Push Handles																			
Std EXO Uph N/A with Fold down. Height Adjustable push handles available with EXO / EXO Pro Tension Adjus																			
<input type="checkbox"/>	170PH6	Integral Push Handles	NC																
<input type="checkbox"/>	170PH5	Fold Down Push Handles <i>Available w/12"-20" back height</i>	\$168.00																
<input type="checkbox"/>	170PH21	Height adjustable push Handles <i>Available w/ 12"-20" back height. N/A w/Half fold down back</i>	\$201.00																
<input type="checkbox"/>	170PH25	Height adjustable push Handles for JAY Backs <i>N/A w/Half fold down back</i>	\$207.00																
<input type="checkbox"/>	170PH22	Omit Push Handles - <i>Straight Post</i>	NC																
JAY Back (Optional)																			
To order a J3 Back please select Omit Back Upholstery. See J3 Back Order Form for Part #'s																			
<input type="checkbox"/>	170JB01	J3 Back (See J3 Order Form)	Price List																



✓	Option #	Definition	Price	✓	Option #	Definition	Price
8. ARMREST / SIDE GUARDS							
Padded Swing Away <i>Some limitations when used w/ angle adj back in the rear most setting</i> <i>Please select a setting, will default to 11" if no selection is made.</i>				Side Guard <i>Side guards N/A w/ height adj. arms. Side guard interference w/ Padded SA arms at some heights may exist</i>			
<input type="checkbox"/>	170AA162	Padded Swing-Away Fixed height (14")	NC	<input type="checkbox"/>	170SG33	Plastic Standard	\$188.00
<input type="checkbox"/>	170AA18	Padded Swing-Away STD (9" to 14")	\$278.00	<input type="checkbox"/>	170SG29	Plastic Low	\$188.00
Setting <input type="checkbox"/> 9" <input type="checkbox"/> 10" <input type="checkbox"/> 11" <input type="checkbox"/> 12" <input type="checkbox"/> 13" <input type="checkbox"/> 14"				<input type="checkbox"/>	170SG35	Aluminum	\$315.00
				<input type="checkbox"/>	170SG36	Aluminum w/ Fender	\$315.00
				<input type="checkbox"/>	170SG12	Carbon Fiber	\$399.00
				<input type="checkbox"/>	170SG41	Carbon Fiber Long w/LG Fender	\$602.00
Armrest - Height Adjustable				Side Guard - Color Option <i>Available with Aluminum or Aluminum with Fender. Not applicable to carbon fiber</i>			
<input type="checkbox"/>	170AA11	Single Post Hgt. Adj. Std (8.5"-13.5")	\$339.00	<input type="checkbox"/>	170GE01	Black	NC
<input type="checkbox"/>	170AA29	Single Post Hgt. Adj. Low (7"-11")	\$339.00	<input type="checkbox"/>	170GE02	Matching Frame- Standard Colors	NC
<input type="checkbox"/>	170AA65	Flip Back Height Adj <i>LITE</i> (8.5"-13.5")	\$381.00	<input type="checkbox"/>	170GE03	Matching Frame- Personalized Color	\$68.00
Armpad - For Height Adjustable <i>Ergo armpad only available with Single post Height adj & Flip back armrest</i>							
<input type="checkbox"/>	170AM23	Desk Length - Classic (10")	NC				
<input type="checkbox"/>	170AM24	Full Length - Classic (14")	NC				
<input type="checkbox"/>	170AM27	Ergo Pad (9.5"-13.5")	NC				
Omit Armrest							
<input type="checkbox"/>	170AA14	Omit Armrest	NC				

9. KEY OPTIONS & ACCESSORIES

Anti-Tip			
<input type="checkbox"/>	170AT1	Anti Tips (Pair)	\$121.00
<input type="checkbox"/>	170AT	Anti Tip swing away	
		<input type="checkbox"/> 170AT88 Right Mount	\$152.00
		<input type="checkbox"/> 170AT89 Left Mount	\$152.00
		<input type="checkbox"/> 170AT90 Pair	\$305.00
Additional Accessories			
<input type="checkbox"/>	170A1	Backpack - Adult	\$112.00
<input type="checkbox"/>	170A2	Backpack - Kids	\$105.00
<input type="checkbox"/>	1701A01	Seat Pouch Black	\$83.00
Additional Cover Accessories			
<input type="checkbox"/>	1708A02	Gel Cover Hanger/Frame	\$162.00
<input type="checkbox"/>	1708A01	Gel Cover Swing Away Arm	\$162.00
Positioning Belts			
<input type="checkbox"/>	170ZZ15	JAY 2PT Belt 1.5" Push Btn 7.5" Pad	\$80.00
<input type="checkbox"/>	170ZZ26	JAY 2PT Belt 2" Push Btn 9.5" Pad	\$126.00
<input type="checkbox"/>	170ZZ14	JAY 2PT Belt 1.5" Push Btn No Pad	\$51.00
<input type="checkbox"/>	170A118	Belt 2" Aircraft Buckle Pad w/Clamp	\$204.00
<input type="checkbox"/>	170A120	Positioning Belt Slide Clamps	\$61.00

Spoke Guards			
Only available w/ Lite Spoke wheels. Not available with 5 spoke MAG wheels			
<input type="checkbox"/>	1704A01	Quickie Black Spoke Guards	\$157.00
<input type="checkbox"/>	1704A02	Quickie Clear Spoke Guards	\$157.00
Miscellaneous			
<input type="checkbox"/>	1708A03	Caddy	\$89.00
<input type="checkbox"/>	170A2100	Crutch Holder	\$115.00
<input type="checkbox"/>	1708A21	Tool Kit	\$43.00
<input type="checkbox"/>	170A999	Quickie Water Bottle & Holder	\$81.00
<input type="checkbox"/>	1708A47	Mobile phone pocket	\$34.00
<input type="checkbox"/>	170FO4	Transit wheels (Pair)	NC
<input type="checkbox"/>	170AT	Tip Assist	
		<input type="checkbox"/> 170AT83 Right Mount	\$20.00
		<input type="checkbox"/> 170AT84 Left Mount	\$20.00
		<input type="checkbox"/> 170AT91 Pair	\$41.00

✓	Option #	Definition	Price	✓	Option #	Definition	Price
10. COLOR							
Personalized X-Brace Color				Personalized Frame Color			
Option has en extended leadtime. Frame colors only, NA with Personalized frame colors. If no color pick crossbrace will be Gloss Black.				Only frame will have the personalized color; Crossbrace, handrim, footplate and Aluminum side guard not included (unless selected).			
<input type="checkbox"/>	170GS15	Crossbrace Color package	NC				
Standard Frame Colors				Anodized Color Package			
Handrim color option only available if Aluminum Coated colored option was selected.				Axle plate, Multi Forks and Aluminum Soft Roll casters only. N/A with Frog suspension Legs.			
			Frame	X-brace	Handrim		
170C211		Celestial Sapphire	<input type="checkbox"/>	<input type="checkbox"/>	<input type="checkbox"/>		
170C212		Desert Sage	<input type="checkbox"/>	<input type="checkbox"/>	<input type="checkbox"/>		
170C213		Desert Tan	<input type="checkbox"/>	<input type="checkbox"/>	<input type="checkbox"/>		
170C214		Gloss Black	<input type="checkbox"/>	<input type="checkbox"/>	<input type="checkbox"/>		
170C215		Matte Black	<input type="checkbox"/>	<input type="checkbox"/>	<input type="checkbox"/>		
170C216		Metallic Shadow	<input type="checkbox"/>	<input type="checkbox"/>	<input type="checkbox"/>		
170C217		Midnight Blue	<input type="checkbox"/>	<input type="checkbox"/>	<input type="checkbox"/>		
170C218		Mystic Purple	<input type="checkbox"/>	<input type="checkbox"/>	<input type="checkbox"/>		
170C219		Petal Pink	<input type="checkbox"/>	<input type="checkbox"/>	<input type="checkbox"/>		
170C220		Pink Power	<input type="checkbox"/>	<input type="checkbox"/>	<input type="checkbox"/>		
170C221		Red Pepper	<input type="checkbox"/>	<input type="checkbox"/>	<input type="checkbox"/>		
170C222		Royal Blue	<input type="checkbox"/>	<input type="checkbox"/>	<input type="checkbox"/>		
170C223		Salute Green	<input type="checkbox"/>	<input type="checkbox"/>	<input type="checkbox"/>		
170C224		Scarlet Noir	<input type="checkbox"/>	<input type="checkbox"/>	<input type="checkbox"/>		
170C225		Silver Ore	<input type="checkbox"/>	<input type="checkbox"/>	<input type="checkbox"/>		
170C226		Solar Orange	<input type="checkbox"/>	<input type="checkbox"/>	<input type="checkbox"/>		
170C227		Starlight White	<input type="checkbox"/>	<input type="checkbox"/>	<input type="checkbox"/>		
170C228		Storm Gray	<input type="checkbox"/>	<input type="checkbox"/>	<input type="checkbox"/>		
170C229		Turbo Green	<input type="checkbox"/>	<input type="checkbox"/>	<input type="checkbox"/>		
170C230		Velocity Yellow	<input type="checkbox"/>	<input type="checkbox"/>	<input type="checkbox"/>		
				Frame Decal Colors			
				Applies to front caster link decals and aluminum & carbon fiber sideguards.			
<input type="checkbox"/>	170C112	Desert Camouflage		\$368.00			
<input type="checkbox"/>	170C43	Mossy Oak Camouflage		\$368.00			
<input type="checkbox"/>	170C42	Stars & Stripes		\$368.00			
<input type="checkbox"/>	170C108	Zebra (Choose base color) N/A w/ Gloss Black and Matte Black.		\$368.00			
<input type="checkbox"/>	170EB08	Blue		\$212.00			
<input type="checkbox"/>	170EB13	Gold		\$212.00			
<input type="checkbox"/>	170EB09	Lime Green		\$212.00			
<input type="checkbox"/>	170EB10	Purple		\$212.00			
<input type="checkbox"/>	170EB11	Red		\$212.00			
<input type="checkbox"/>	170EB12	Ti Grey		\$212.00			
<input type="checkbox"/>	170D16	Black		NC			
<input type="checkbox"/>	170D17	Blue		NC			
<input type="checkbox"/>	170D18	Orange		NC			
<input type="checkbox"/>	170D19	Red		NC			
<input type="checkbox"/>	170D20	Silver		NC			

Built For Me	
To inquire about any unique personalized for Quickie products, contact: Phone: (800) 263-3390, Email: cscanada@sunmed.com	
    	

11. APPENDIX

Wheel - Handrims Matrix

Handrim	Rear Wheel			
	5 Spoke Mag	Lite Spoke	Spinergy	Proton
Aluminum Ano / Painted	20,22,24	20,22,24,25,26	24,25	24,25
Plastic Coat	20,22,24	22,24	24,25	-
Natural Fit - Standard Grip	24	22,24,25,26	24,25	-
Natural Fit - Super Grip	24	22,24,25,26	24,25	-
Natural Fit - No Thumb Grip	24	22,24,25,26	24,25	-
Surge - Oval w/Gription Strip	-	22,24,25,26	24,25	-
Surge LT - Oval w/Gription Strip	-	22,24,25,26	24,25	-
Q Grip Neoprene Coated	-	24,25	24,25	-
Omit Handrim	20,22,24	-	24,25	-

Wheel - Tire Matrix

Tire	Rear Wheel			
	5 Spoke Mag	Lite Spoke	Spinergy	Proton
Pneumatic	20,22,24	20,22,24,26	24	24
Pneumatic w/ Airless Insert	20,22,24	20,22,24,26	24	-
Full Poly	20,22,24	20,22,24	24	-
SHOX Performance Poly	20,22,24	20,22,24,25	24,25	-
Primo Orion Poly	20,22,24	20,22,24	24	-
High-Pressure Clincher Blk	24	22,24,26	24	24
Schwalbe Marathon	22, 24	24,25,26	24,25	24,25
20" = 451mm 22" = 501mm 24" = 540mm 25" = 559mm 26" = 590mm				

Note 1: Fork Hole 1+ indicates that a 10mm spacer is used to achieve additional Front Seat Height (FSH).

Note 2: FSH values are rounded estimates and assume flat seat heights (0 degree seat angle). Increasing seat angle can affect final FSH.

FSH for 4" Casters					
Caster Link	Fork Size	Hole Position			
		4	3	2	1+ 1+
Hemi	Multi 90	-	-	14.0	14.5 15.0
	Multi 115	-	14.5	15.0	15.5 16.0
	Multi 131	-	15.0	15.5	16.0 16.5
	Multi 158	-	16.0	16.5	17.0 17.5
	SS Low	-	-	14.0	14.5 15.0
	SS Std	-	14.5	15.0	15.5 16.0
Short	Frog Legs	-	15.5	16.0	16.5 -
	Multi 90	-	-	15.5	16.0 16.0
	Multi 115	-	16.0	16.5	17.0 17.0
	Multi 131	-	16.5	17.0	17.5 18.0
	Multi 158	-	17.5	18.0	18.5 19.0
	SS Low	-	-	15.5	16.0 16.0
Tail	SS Std	-	16.0	16.5	17.0 17.0
	Frog Legs	-	17.0	17.5	18.0 -
	Multi 90	-	-	16.5	17.0 17.5
	Multi 115	-	17.0	17.5	18.0 18.5
	Multi 131	-	17.5	18.0	18.5 19.0
	Multi 158	-	18.5	19.0	19.5 20.0
Hemi	SS Low	-	-	16.5	17.0 17.5
	SS Std	-	17.0	17.5	18.0 18.5
	Frog Legs	-	18.0	18.5	19.0 -
	Multi 90	-	-	16.5	17.0 17.5
	Multi 115	-	17.0	17.5	18.0 18.5
	Multi 131	-	17.5	18.0	18.5 19.0
Short	Multi 158	-	18.5	19.0	19.5 20.0
	SS Low	-	-	16.5	17.0 17.5
	SS Std	-	17.0	17.5	18.0 18.5
	Frog Legs	-	18.0	18.5	19.0 -
	Multi 90	-	-	16.5	17.0 17.5
	Multi 115	-	17.0	17.5	18.0 18.5
Tail	Multi 131	-	17.5	18.0	18.5 19.0
	Multi 158	-	18.5	19.0	19.5 20.0
	SS Low	-	-	16.5	17.0 17.5
	SS Std	-	17.0	17.5	18.0 18.5
	Frog Legs	-	18.0	18.5	19.0 -
	Multi 90	-	-	16.5	17.0 17.5

FSH for 7" Casters					
Caster Link	Fork Size	Hole Position			
		4	3	2	1+ 1+
Hemi	Multi 90	-	-	-	- -
	Multi 115	-	-	-	- -
	Multi 131	-	-	17.0	17.5 18.0
	Multi 158	17.0	17.5	18.0	18.5 19.0
	SS Low	-	-	-	- -
	SS Std	-	-	-	- -
Short	Frog Legs	-	-	-	- -
	Multi 90	-	-	-	- -
	Multi 115	-	-	-	- -
	Multi 131	-	-	18.5	19.0 19.0
	Multi 158	18.5	19.0	19.5	20.0 20.5
	SS Low	-	-	-	- -
Tail	SS Std	-	-	-	- -
	Frog Legs	-	-	-	- -
	Multi 90	-	-	-	- -
	Multi 115	-	-	-	- -
	Multi 131	-	-	19.5	20.0 20.5
	Multi 158	19.5	20.0	20.5	21.0 21.5
Hemi	SS Low	-	-	-	- -
	SS Std	-	-	-	- -
	Frog Legs	-	-	-	- -
	Multi 90	-	-	-	- -
	Multi 115	-	-	-	- -
	Multi 131	-	-	19.5	20.0 20.5
Short	Multi 158	19.5	20.0	20.5	21.0 21.5
	SS Low	-	-	-	- -
	SS Std	-	-	-	- -
	Frog Legs	-	-	-	- -
	Multi 90	-	-	-	- -
	Multi 115	-	-	-	- -
Tail	Multi 131	-	-	19.5	20.0 20.5
	Multi 158	19.5	20.0	20.5	21.0 21.5
	SS Low	-	-	-	- -
	SS Std	-	-	-	- -
	Frog Legs	-	-	-	- -
	Multi 90	-	-	-	- -

Lower Leg Length Matrix				
Note for Swing Away Hangers only: subtract 1" from the max achievable LLL for long extension tubes if the Multi Angle Adjustable footplate is selected.				
Hanger	Extension	LLL (inches) (measured from top of seat sling to top of footrest)		Min Allowable FSH (due to 2" ground clearance requirement)
		Min	Max	
60° Swing In/Out	Short	10	14	No lower FSH limit
	Med	11	16	
	Long	12	18	
70° Swing In/Out	Short	10	16	No lower FSH limit
	Med	12	17	
	Long	13	19	
80° Swing In/Out	Short	11	15	No lower FSH limit
	Med	12	17	
	Long	14	19	
ELR	Short	11	16	No lower FSH limit
	Med	11	18	
	Long	13	19	
ALR	Short	11	16	No lower FSH limit
	Med	13	18	
	Long	15	19	
75° Fixed Front	Short	13	18	15.5
	Med	13	20	
	Long	14	20	
85° Fixed Front 0" inset	Short	13	18	15.5
	Med	13	20	
	Long	15	20	
85° Fixed Front 1" inset	Short	13	18	15.5
	Med	15	20	
	Long	17	20	